

How To Care For Poinsettia Plants: Beginner Gardening Guide

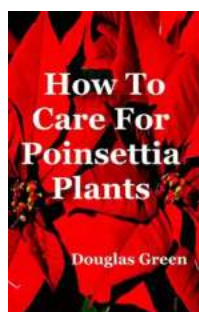


Are you a beginner gardener looking to add some vibrant colors to your home during the holiday season? Poinsettia plants are a popular choice, as their bright red, pink, or white bracts instantly create a festive atmosphere.

However, caring for poinsettias requires some specific knowledge and attention. In this beginner gardening guide, we will walk you through the essential steps to keep your poinsettia plants healthy and blooming throughout the season.

Choosing the Right Poinsettia Plant

When selecting your poinsettia plant, pay attention to the following factors:



How To Care For Poinsettia Plants (Beginner Gardening Book 5) by Douglas Green (Kindle Edition)

★★★★☆ 4.1 out of 5

Language : English

File size : 174 KB

Text-to-Speech : Enabled

Enhanced typesetting : Enabled

Print length : 20 pages

Lending : Enabled

Screen Reader : Supported



- **Color:** Poinsettias come in various colors. Choose the one that suits your festive decor or personal preference.
- **Size:** Consider the space where you plan to place the poinsettia. Ensure it is proportionate to the size of the plant.
- **Health:** Inspect the plant for any signs of pests, discoloration, or wilting. Opt for healthy plants that have lush green foliage.

Light Requirements

Poinsettias thrive in bright, indirect light. Place them near a sunny window where they can receive at least six hours of light each day. However, avoid direct sunlight, as it can scorch the leaves. If your poinsettia is placed in a low-light area, supplement it with artificial grow lights.

Temperature and Humidity

Poinsettias prefer a warm environment with temperatures between 60 and 70 degrees Fahrenheit (15-21 degrees Celsius). Avoid exposing them to cold drafts or placing them near heaters, as extreme temperature changes can damage the plant. Maintaining a moderate humidity level around 50% is also beneficial for poinsettias.

Watering and Soil

Proper watering is crucial for the health of your poinsettia plant. Here are some watering tips:

- **Check the soil:** Before watering, ensure the top inch of the soil feels dry to the touch. Overwatering can lead to root rot.
- **Water thoroughly:** When watering, ensure water seeps out from the bottom of the pot. Discard any excess water, as standing water can cause root diseases.
- **Don't let it sit in water:** Avoid leaving the poinsettia pot in a saucer filled with water, as this can also lead to root rot.

Regarding soil, use a well-draining potting mix specifically designed for poinsettias. This type of soil allows roots to breathe and prevents moisture retention, reducing the risk of root diseases.

Fertilizing and Pruning

Fertilizing your poinsettia plant is essential for promoting healthy growth. Use a balanced, water-soluble fertilizer every two weeks during the active growing period, typically from spring to early fall. Follow the instructions on the fertilizer packaging for proper dosage.

Pruning is another vital aspect of poinsettia care. After the blooms fade, you need to trim the plant back. Leave about four to six inches of stem above the soil. This encourages new growth and ensures a fuller plant in the next blooming season.

Pest Control

Poinsettias are susceptible to pests, including whiteflies, aphids, and spider mites. Regularly inspect your plants for any signs of infestation, such as tiny webs, discoloration, or wilting leaves. If you identify pests, treat them immediately with organic insecticidal soap or neem oil. These natural remedies help protect your poinsettias without harming the environment.

Decorating with Poinsettias


Poinsettias are not only gorgeous standalone plants but also make great additions to decorative arrangements. Here are some ideas to incorporate poinsettias into your holiday decor:

- Place potted poinsettias on windowsills, mantels, or dining tables for a festive touch.
- Create stunning floral arrangements by pairing poinsettias with evergreens, pine cones, or berries.

- Hang poinsettia wreaths on your front door or use them as centerpieces for your holiday gatherings.

Remember to place your poinsettias away from drafts or heat sources to ensure their longevity.

With these beginner gardening tips, caring for poinsettia plants is an enjoyable and rewarding experience. By providing the right light, temperature, watering, and fertilizer, you can keep your poinsettias healthy and vibrant throughout the holiday season. Incorporate them into your festive decorations to create a warm and inviting atmosphere for your home. Start your poinsettia gardening journey today and enjoy the beauty of these enchanting plants!



How To Care For Poinsettia Plants (Beginner Gardening Book 5) by Douglas Green(Kindle Edition)

★★★★☆ 4.1 out of 5

Language : English
File size : 174 KB
Text-to-Speech : Enabled
Enhanced typesetting : Enabled
Print length : 20 pages
Lending : Enabled
Screen Reader : Supported




How To Keep Your Poinsettia Alive and Get It

To Rebloom

- Step by step instructions to get a poinsettia to bloom again in your home
- My poinsettia looks dead - can it come back?
- Pick the right poinsettia in the store
- Don't Bring Home Problems
- What's a poinsettia flower?
- Keep your poinsettia alive after you bring it home
- Do you have to feed your plant?
- How to use poinsettia as cut flowers
- Can you root your own poinsettia cuttings?
- White fly control - what NOT to do
- How to repot a poinsettia if you must
- What not to water a poinsettia with
- Moving poinsettia outdoors
- Sticky leaves and what's that about

- Causes and cures for leaf problems
- My plants got cold and are drooping. What to do?
- Bottom leaves turning yellow and falling off?
- Solve common problems (or not)
- Poinsettia are not poisonous

Buy this ebook right now and keep your poinsettia blooming.



The Ultimate Guide: All You Have To Think About Getting Hitched

Are wedding bells in your future? Congratulations! Getting married is a significant milestone in life, and it's essential to make sure you're adequately prepared for this...




Unleash Your Inner Hero: The Path of Vengeance Second Time Vol Light Novel

Have you ever wondered what it would be like to walk in the shoes of a hero? To feel the power surging through your veins as you embark on a quest for justice? Look no...



Crochet Pattern: Elegance Headband - Easy Headband for All Sizes

Are you tired of searching for the perfect headband that not only looks elegant but also fits comfortably? Look no further because Busy Mom Designs brings you the ultimate...



Fulfilling Family Life Bite Sized For Successful Families

Having a fulfilling family life is something that many aspire to achieve. In this fast-paced world, where time seems to fly by in the blink of an eye, finding a balance...



Wild Flowers Of Berlin - A Captivating Journey Through Nature's Beauty

The city of Berlin, known for its vibrant culture and rich history, is also home to a vast array of wildflowers that adorn its...



An Epic Tale Of The Chinatown Underworld And The American Dream

In the heart of bustling cities, hidden beneath the veneer of the American Dream, lies a dark and mysterious world. A world that thrives in the shadows, where cultures clash...



My Muse Florence: Discovering the Heart of Italy Through a Travel Journalism Single

By: [Your Name] | Published: [Publication Date] Italy has long been renowned for its picturesque landscapes, rich history, and unrivaled cultural heritage. From the romantic...



Drone Political Technothriller: Miranda Chase - Unraveling Political Secrets

Prepare yourself for a thrilling journey into the world of politics, intrigue, and technology as we dive deep into the heart-pounding series that is the Miranda Chase drone...